

## Top of World

The Ready To Play Style “Top of World” is based on a Country Pop Style and made for playing the Song “Top of the World” by Richard Carpenter.

I have always been a great fan of the Carpenters. The unique voice and musical feeling of Karen Carpenter and the special way of her singing and playing together with her brother Richard is very special. The Song “Top of the world” is a wonderful Country Pop Song with nice Melody lines and great Harmony.

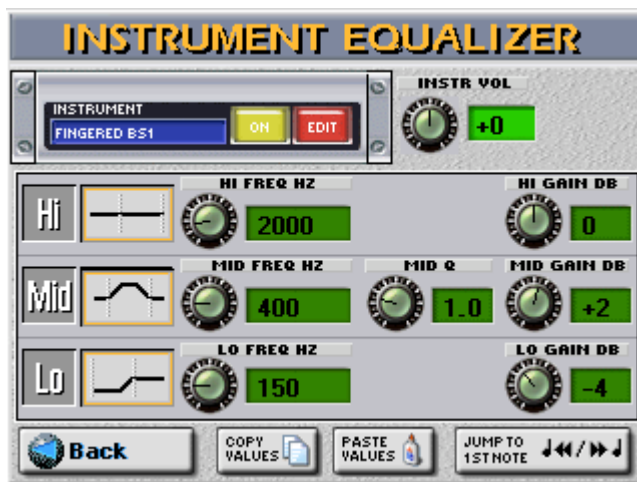
In this document you will find how to use the RTP Style, and which One Touch Program should be used for which part of the song.

I started by selecting the Internal Style “Country Pop”.

Then I went into the Style Make Up Tools for changing some sounds and for adjusting levels to suit the modified sound texture.



Every Sound can be equalized for keeping the Style transparent.



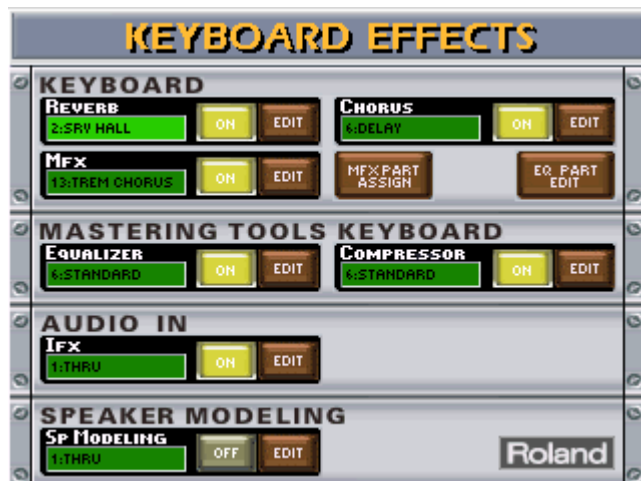
From there I set the focus on the Melody Sounds. (Please refer to Playing Instructions)

Now, the most important parts in creating high quality Registration Data begin:

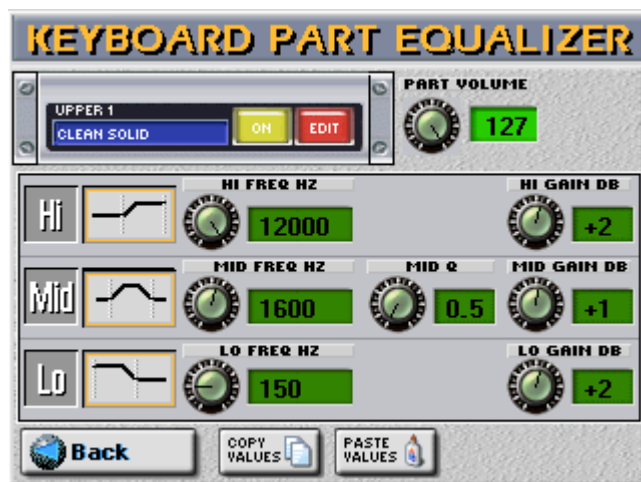
The Mixing.



The selection and adjustment of nice Effects like Reverb, Chorus, Delay, etc ...



For the final adjustment I even used the individual Part Equalizer. This helps keeping the Sound transparent, clear and still warm and gentle.



**Playing Instructions:**

“Top of World” is a typical 70’s RTP. For that reason I am using typical sounds and effects for that period. The MA Program (Music Assistant User Program) “Top of World” is featuring a Fender Rhodes Piano played through the famous Roland Jazz Chorus Amplifier.

OTP 1 is using a Pedal Steel Guitar spiced up with a Vintage Tape Echo.

OTP 2 is layering a Human Pad Synth Sound to the Pedal Steel.

OTP 3 is using a great Strat Guitar layered with a Human Pad Synth Sound

OTP 4 is layering a Fem Voice Sound to the Strat Guitar

You can hear the result by listening to the mp3 Sound Example.

I hope you enjoy playing with my RTP Styles as much as I do.

Yours sincerely  
Ralf Schink