

Tic Tic Tico

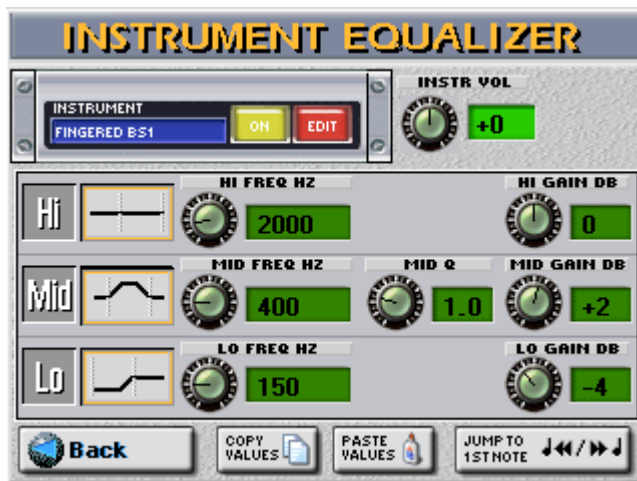
The Ready To Play Style “Tic Tic Tico” is based on a Ballroom Samba and made for playing the Song “Tico Tico” by Zequinha Abreu. Many Artists such as the Andrew Sisters, James Last, Klaus Wunderlich, even Charlie Parker have played that Song over the years

In this document you will find how to use the RTP Style, and which One Touch Program should be used for which part of the song.

I started by selecting the Internal Style “Samba” and went into the Style Make Up Tools for changing some sounds and for adjusting levels to suit the modified sound texture.



Every Sound can be equalized for keeping the Style transparent.



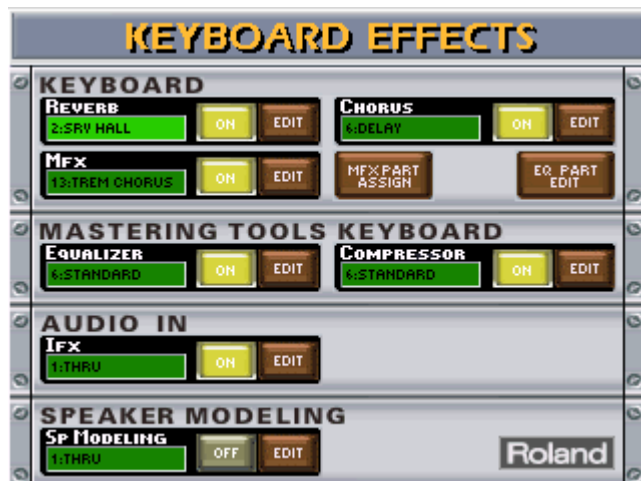
From there I set the focus on the Melody Sounds. (Please refer to Playing Instructions)

Now, the most important parts in creating high quality Registration Data begin:

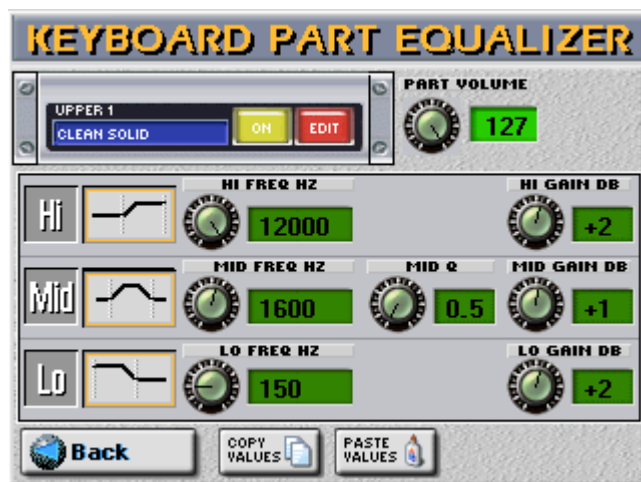
The Mixing.



The selection and adjustment of nice Effects like Reverb, Chorus, Delay, etc ...



For the final adjustment I even used the individual Part Equalizer. This helps keeping the Sound transparent, clear and still warm and gentle.



Playing Instructions:

The MA Program (Music Assistant User Program) “Tic Tic Tico” is featuring a Drawbar Sound with the Rotary Speaker switched to Fast.

OTP 1 is using a smooth Drawbar Setting with Percussion 4’ without the Rotary Speaker Effect.

OTP 2 is using another Drawbar Setting, also with Percussion 4’ and without Rotary Speaker Effect.

OTP 3 is featuring a Bandoneon layered with a Barafon Sound.

OTP 4 is using a Full Power Drawbar Sound adjusted to play in Full Chords.

You can hear the result by listening to the mp3 Sound Example.

I hope you enjoy playing with my RTP Styles as much as I do.

Yours sincerely

Ralf Schink