

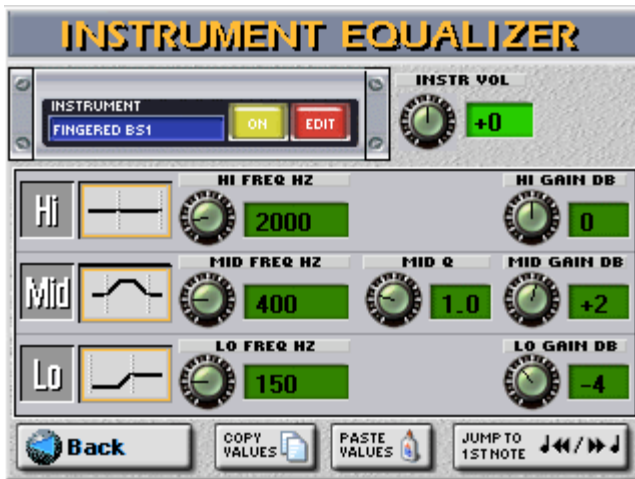
Southboarder

The Ready To Play Style “Southboarder” is based on an Oldie Style typical for the Music of the 60’s and made for playing the Song “South of the Border” from Jimmy Kennedy.

I started by selecting the Internal Style Oldie and went into the Style Make Up Tools for changing some sounds and for adjusting levels to suit the modified sound texture.



Every Sound can be equalized for keeping the Style transparent.



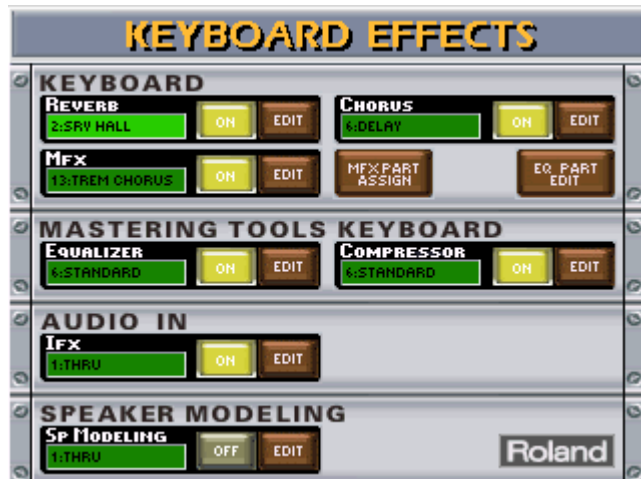
From there I set the focus on the Melody Sounds. (please refer to Playing Instructions)

Now, the most important parts in creating high quality Registration Data begin:

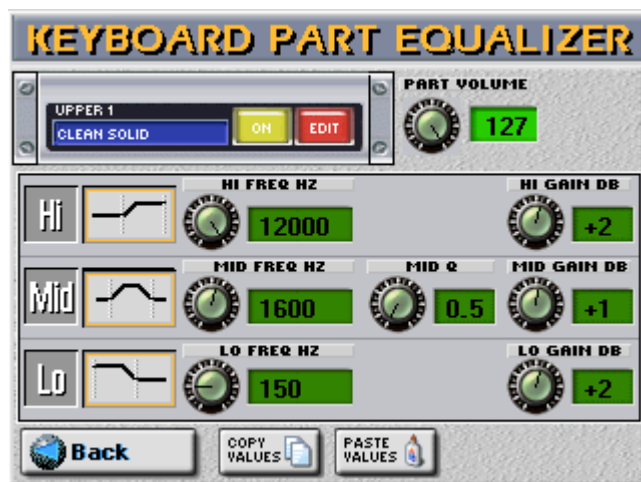
The Mixing.



The selection and adjustment of nice Effects like Reverb, Chorus, Delay, etc ...



For the final adjustment I even used the individual Part Equalizer. This helps keeping the Sound transparent, clear and still warm and gentle.



Playing Instructions:

The MA Program (Music Assistant User Program) “Southboarder” is a beautiful Harmonica sound, reminding a little bit on the typical “Western Movie” Harmonica Sound.

On OTP 1 (One Touch Program) there is a nice Mexican Trumpet (Please try playing in thirds) made for playing the interlude of the Song. (The Song structure is not Verse, Chorus, but Chorus and Interlude)

OTP 2 is using a “Ricky King” Style Guitar for playing the Chorus.

Switch to OTP 3 for playing the 2nd Chorus. I added a Synth Voice Sound to the Guitar.

Use OTP 4 for playing with a nice Orchestra featuring Strings, Flute and Trumpet.

You can hear the result by listening to the mp3 Sound Example.

I hope you enjoy playing with my RTP Styles as much as I do.

Yours sincerely
Ralf Schink