

Sing in Rain

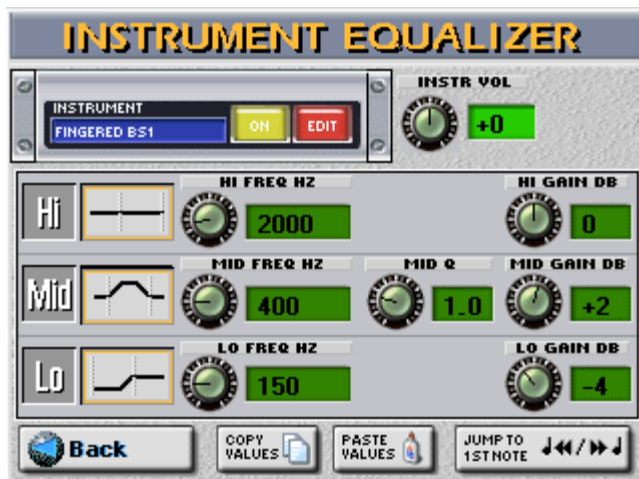
The Ready To Play Style “Sing in Rain” is based on a Swing Style typical for happy, light Swing Music and made for playing the Song “Singing in the Rain” from Nacio Herb Brown.

The Song has been made famous with the movie “Singing in the Rain” with Gene Kelly. Of course we all do remember the fabulous scene where Gene Kelly performs the Song dancing and singing on the street with his umbrella.

I started by selecting the Internal Style “Swing Medium” and went into the Style Make Up Tools for changing some sounds and for adjusting levels to suit the modified sound texture.



Every Sound can be equalized for keeping the Style transparent.



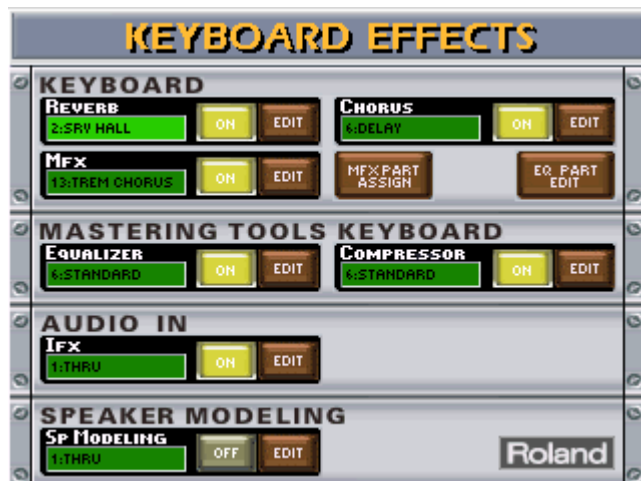
From there I set the focus on the Melody Sounds. (please refer to Playing Instructions)

Now, the most important parts in creating high quality Registration Data begin:

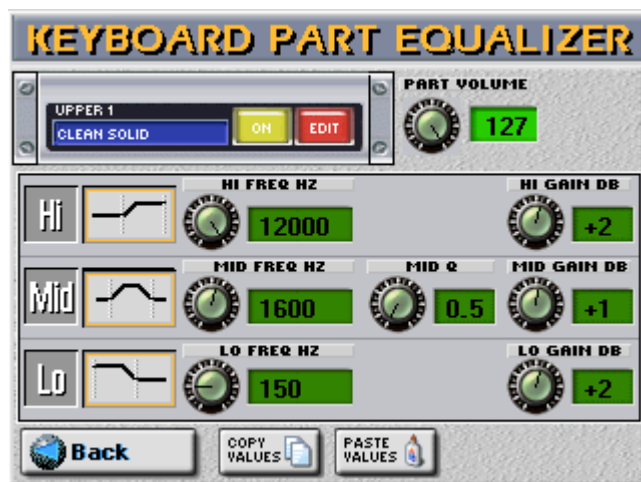
The Mixing.



The selection and adjustment of nice Effects like Reverb, Chorus, Delay, etc ...



For the final adjustment I even used the individual Part Equalizer. This helps keeping the Sound transparent, clear and still warm and gentle.



Playing Instructions:

The MA Program (Music Assistant User Program) “Sing in Rain” is using Jazz Vocal Sound, layered with a Tubular Bell for playing the famous Introduction Theme. (daa da dat daaa da da daa da dat daa ...)

On OTP 1 (One Touch Program) there is a Whistle Sound layered with a Glockenspiel giving the image of a happily played melody.

OTP 2 is using a Flugel Horn Sound layered with a Jazz Scat Sound for playing the 2nd Verse.

OTP 3 is featuring the beautiful Strings of your Instrument.

OTP 4 is using a Strings and Flute layered with a Vibraphone. (not on E-60/60)

You can hear the result by listening to the mp3 Sound Example.

I hope you enjoy playing with my RTP Styles as much as I do.

Yours sincerely
Ralf Schink