

O Sole per me

The Ready To Play Style “O Sole per me” is based on Natural Pop Style and made for playing the Song “O Sole Mio” by Eduardo di Capua.

The famous Tenor from Naples, Enrico Caruso has been the first Singer to record the Song in 1916!

Today the Song has been sung by basically all famous Tenors.

In 1960 the Song has been Number One in the British and the American Charts, sung by Elvis Presley, of course with English Lyrics “It’s now ore never”

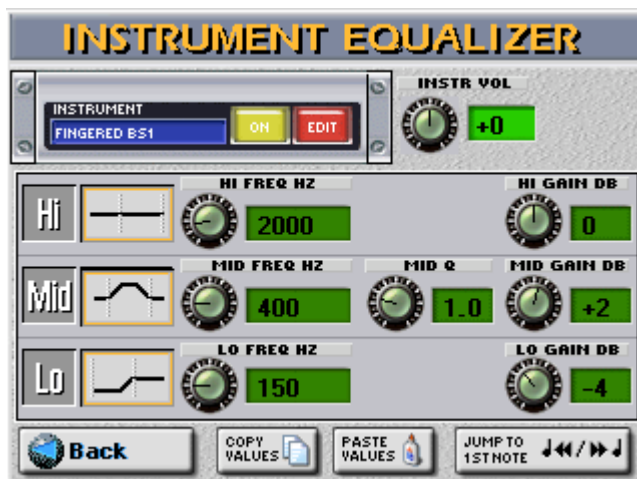
In this document you will find how to use the RTP Style, and which One Touch Program should be used for which part of the song.

I started by selecting the Internal Style “Natural Pop”.

Then I went into the Style Make Up Tools for changing some sounds and for adjusting levels to suit the modified sound texture.



Every Sound can be equalized for keeping the Style transparent.



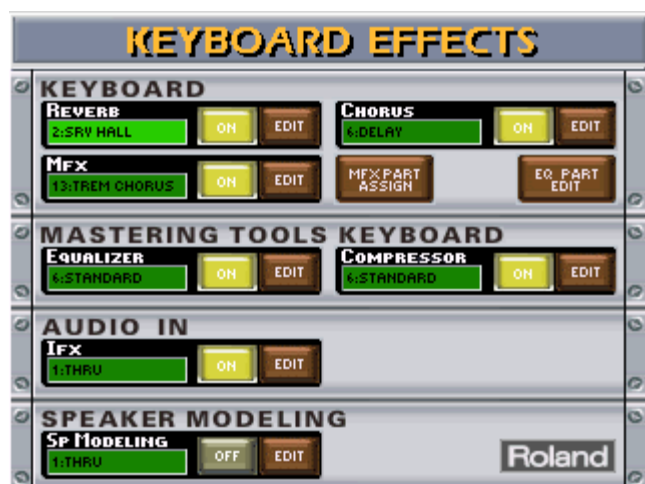
From there I set the focus on the Melody Sounds. (Please refer to Playing Instructions)

Now, the most important parts in creating high quality Registration Data begin:

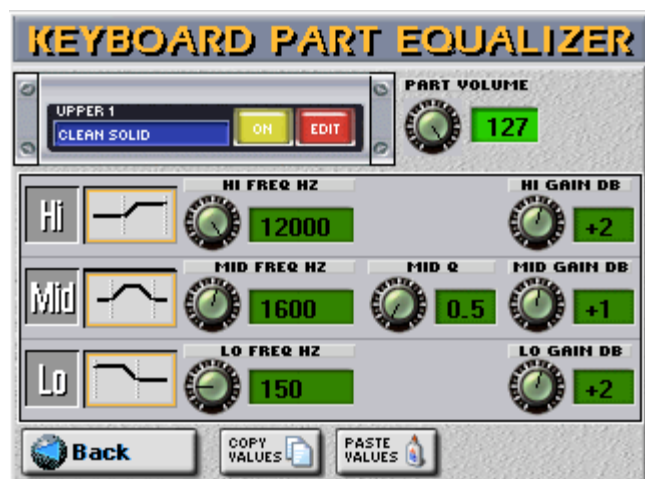
The Mixing.



The selection and adjustment of nice Effects like Reverb, Chorus, Delay, etc ...



For the final adjustment I even used the individual Part Equalizer. This helps keeping the Sound transparent, clear and still warm and gentle.



Playing Instructions:

The MA Program (Music Assistant User Program) “O Sole per me” is using an Italian Folk Accordion layered with a typical Mandolin Sound.

OTP 1 is using a nice Strat Guitar Sound with nice Effects.

OTP 2 is using a dynamic Harmonica Sound.

OTP 3 is giving the taste of a warm Strings Orchestra.

OTP 4 is layering a Solo Trumpet to the Grand Strings Orchestra.

I hope you enjoy playing with my RTP Styles as much as I do.

Yours sincerely

Ralf Schink