

My Ways

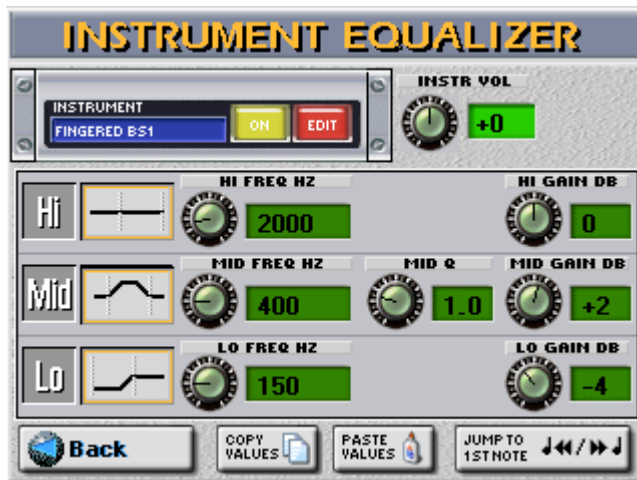
The Ready To Play Style “My Ways” is based on an Easy Listening 8 Beat Style and made for playing the Song “My Way” by Fred Brott. The Song became the signature song of Frank Sinatra and is a definite must for every Arranger Keyboard Player!

In this document you will find how to use the RTP Style, and which One Touch Program should be used for which part of the song.

I started by selecting the Internal Style “So Easy” and went into the Style Make Up Tools for changing some sounds and for adjusting levels to suit the modified sound texture.



Every Sound can be equalized for keeping the Style transparent.



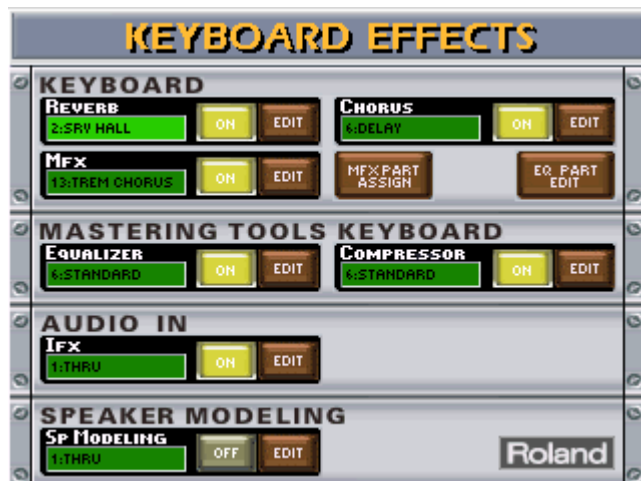
From there I set the focus on the Melody Sounds. (Please refer to Playing Instructions)

Now, the most important parts in creating high quality Registration Data begin:

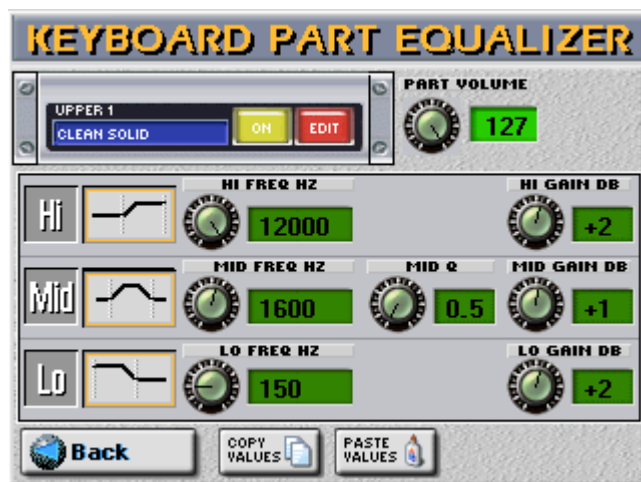
The Mixing.



The selection and adjustment of nice Effects like Reverb, Chorus, Delay, etc ...



For the final adjustment I even used the individual Part Equalizer. This helps keeping the Sound transparent, clear and still warm and gentle.



Playing Instructions:

The MA Program (Music Assistant User Program) “My Ways” gives you a nice Grand Piano Sound for playing the Introduction.

OTP 1 is using an Acoustic Guitar Sound for playing the 1st part of the Verse. OTP 2 is featuring another Acoustic Double Guitar Sound layered with a Synth Pad Sound.

OTP 3 is using Celli and a Flugel Horn for playing 1st Part of the Refrain.

OTP 4 is using a powerful Full Strings Orchestra with Orchestral Brass for the Grand Finale. (E-50 is using Trumpet instead of Orchestral Brass)

You can hear the result by listening to the mp3 Sound Example.

I hope you enjoy playing with my RTP Styles as much as I do.

Yours sincerely
Ralf Schink