

## I just phoned

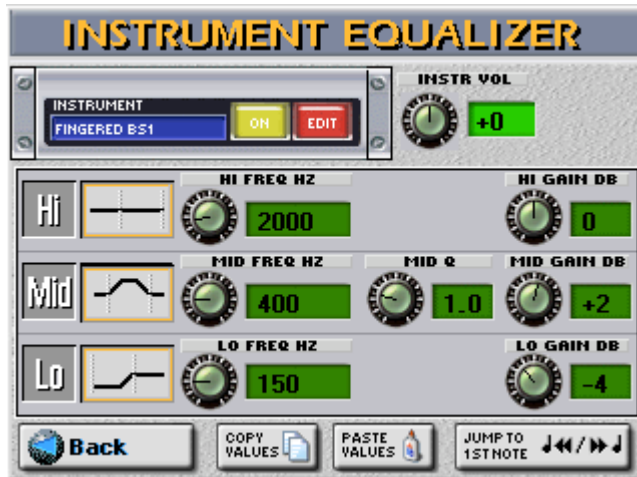
The Ready To Play Style “I just phoned” is based on an Easy Listening 8 Beat Style and made for playing the Song “I just called to say I love you” by Stevie Wonder.

In this document you will find how to use the RTP Style, and which One Touch Program should be used for which part of the song.

I started by selecting the Internal Natural Pop and went into the Style Make Up Tools for changing some sounds and for adjusting levels to suit the modified sound texture.



Every Sound can be equalized for keeping the Style transparent.



Then I went into the Style Composer and recorded the typical Bassline of the Song into Variation 1 and 2. Also I recorded another Guitar played on Beat 2 and 4, like in the original Song.



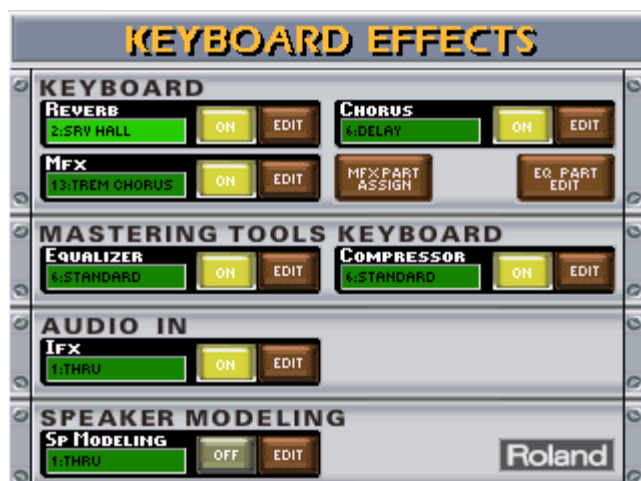
From there I set the focus on the Melody Sounds. (Please refer to Playing Instructions)

Now, the most important parts in creating high quality Registration Data begin:

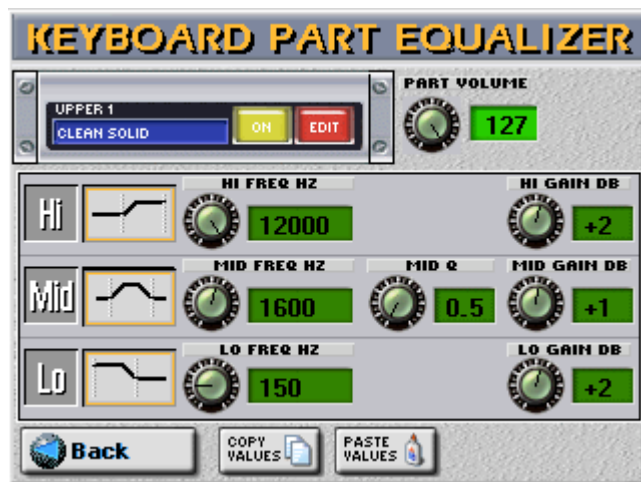
The Mixing.



The selection and adjustment of nice Effects like Reverb, Chorus, Delay, etc ...



For the final adjustment I even used the individual Part Equalizer. This helps keeping the Sound transparent, clear and still warm and gentle.



### Playing Instructions:

The MA Program (Music Assistant User Program) “I just phoned” is featuring the sound texture for playing Intro.

OTP 1 and 2 are featuring Stevie Wonder’s typical Harmonica Sound, OTP 2 with a Synth Sound on Lower 1 and another Synth Sound on Upper 2 to Spice up the Melody sound for the 2<sup>nd</sup> Verse.

With OTP 3 you can play the refrain. If you use a Damper (Sustain) Pedal, such as the DP-8 or DP-10 you can hold the Melody Note and then go to the highest Octave on the Keyboard and play the small Counterpart that follows every line in the refrain. (The Upper 3 Split for playing the Counterpart is available on E-80 and G-70)

OTP 4 is a little more Powerful than OTP 3 and also featuring the Drawbar Organ Sound and a Synth Sound on Lower 2. As in the Original you can consider going a Semitone up for playing the last refrain of the Song. Again you can use the Damper Pedal for holding the Melody Note and having the right hand free for playing the Counterpart.

You can hear the result by listening to the mp3 Sound Example.

I hope you enjoy playing with my RTP Styles as much as I do.

Yours sincerely  
Ralf Schink