

## For a flirt

The Ready To Play Style “For a flirt” is based on Happy Pop Style and made for playing the Song “Pour un flirt” by Michel Delpech and Roland Vincent.

The Song has been the biggest success of the composer Michel Delpech in 1971.

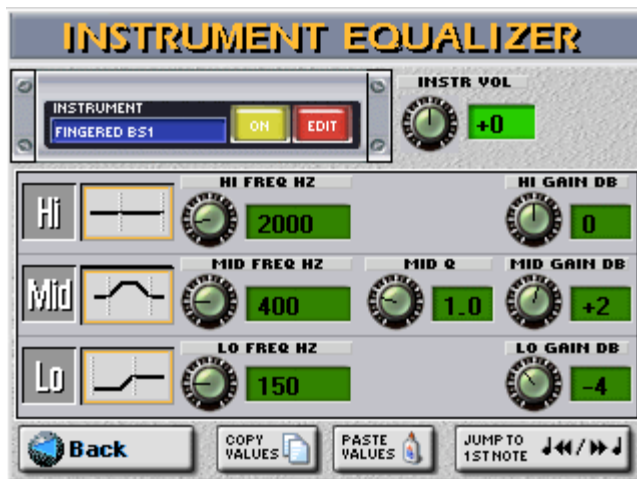
In this document you will find how to use the RTP Style, and which One Touch Program should be used for which part of the song.

I started by selecting the Internal Style “Happy Pop”.

Then I went into the Style Make Up Tools for changing some sounds and for adjusting levels to suit the modified sound texture.



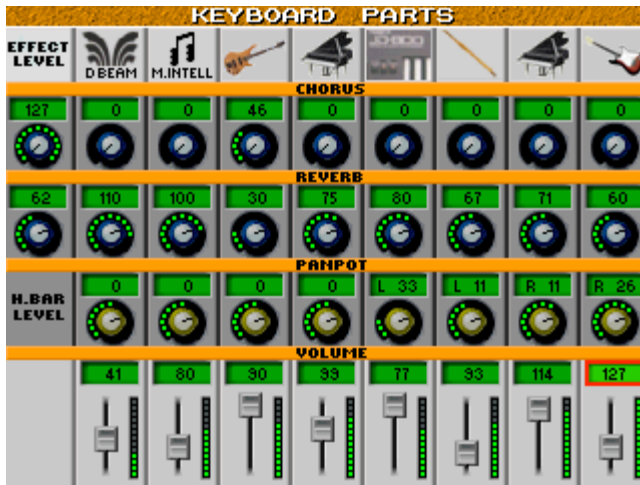
Every Sound can be equalized for keeping the Style transparent.



From there I set the focus on the Melody Sounds. (Please refer to Playing Instructions)

Now, the most important parts in creating high quality Registration Data begin:

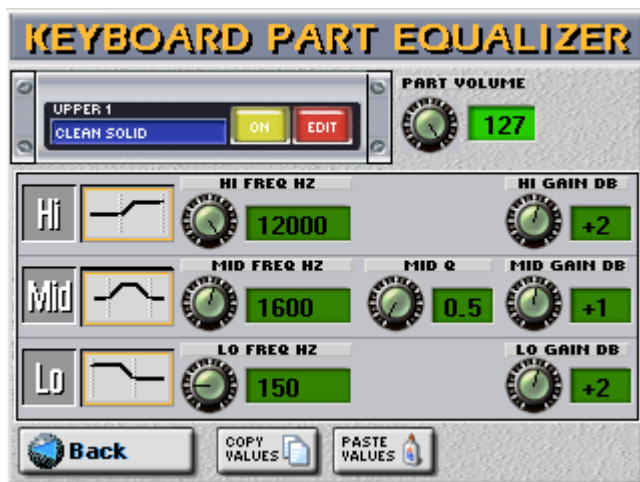
The Mixing.



The selection and adjustment of nice Effects like Reverb, Chorus, Delay, etc ...



For the final adjustment I even used the individual Part Equalizer. This helps keeping the Sound transparent, clear and still warm and gentle.



**Playing Instructions:**

The MA Program (Music Assistant User Program) "For a Flirt" is using a Bright Piano layered with a soft Harpsichord. This is a similar sound texture as you can find in the original recording of the song.

OTP 1 is using a Male Voice Sound.

OTP 2 is using 2 Choir Sounds. To achieve the best result please play on different Velocity Levels.

OTP 3 is featuring a typical Musette Accordion Sound.

OTP 4 is made for playing the last Refrain of the Song using a Choir Sound layered with a D 50 Fantasy Sound.

You can hear the result by listening to the mp3 Sound Example.

I hope you enjoy playing with my RTP Styles as much as I do.

Yours sincerely

Ralf Schink