

Feel Ings

The Ready To Play Style “Feel Ings” is based on an Easy Listening 8 Beat Style and made for playing the Song “Feelings” by Morris Albert.

Many artists, such as Ella Fitzgerald, Frank Sinatra, have performed the song. Elvis Presley, Shirley Bassey, Julio Iglesias and Richard CLaydermann, to name just a few of them.

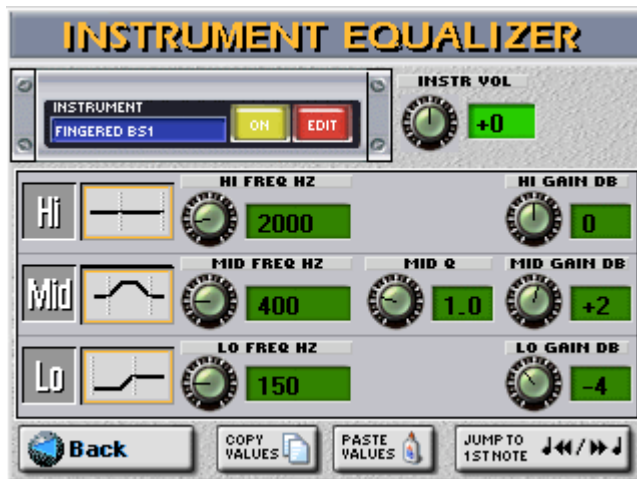
In this document you will find how to use the RTP Style, and which One Touch Program should be used for which part of the song.

I started by selecting the Internal Style “Easy Beat”.

Then I went into the Style Make Up Tools for changing some sounds and for adjusting levels to suit the modified sound texture.



Every Sound can be equalized for keeping the Style transparent.



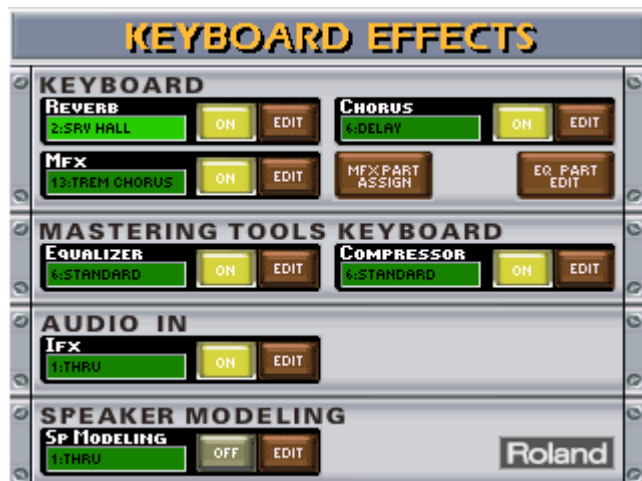
From there I set the focus on the Melody Sounds. (Please refer to Playing Instructions)

Now, the most important parts in creating high quality Registration Data begin:

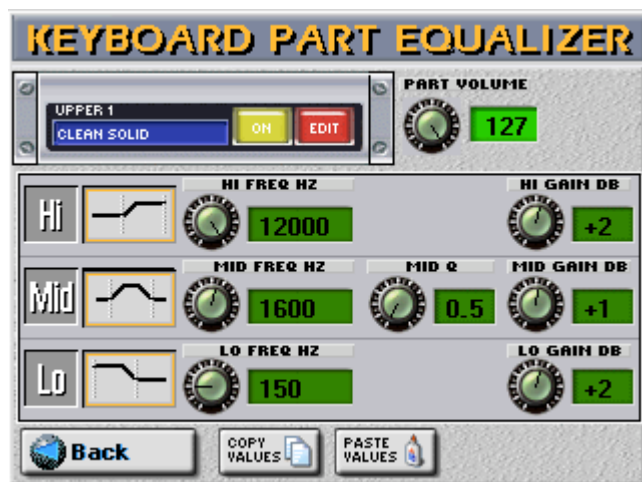
The Mixing.



The selection and adjustment of nice Effects like Reverb, Chorus, Delay, etc ...



For the final adjustment I even used the individual Part Equalizer. This helps keeping the Sound transparent, clear and still warm and gentle.



Playing Instructions:

The MA Program (Music Assistant User Program) “Feel Ings” is featuring a Tenor Saxophone Sound with specific sounds for the Flaps.

OTP 1 is using a beautiful Stereo Piano with a high Quality Reverb.

OTP 2 is layering an EP Heaven Sound to the Piano.

In the MA and OTP 1&2 there is the Bass Inversion switched on for playing the correct Bassnotes of “Feelings”

OTP 3 is using a beautiful Stereo Strings Sound.

OTP 4 is using Orchestral Brass and Strings for playing the last refrain of the Song.

You can hear the result by listening to the mp3 Sound Example.

I hope you enjoy playing with my RTP Styles as much as I do.

Yours sincerely

Ralf Schink