

Evita's Argentina

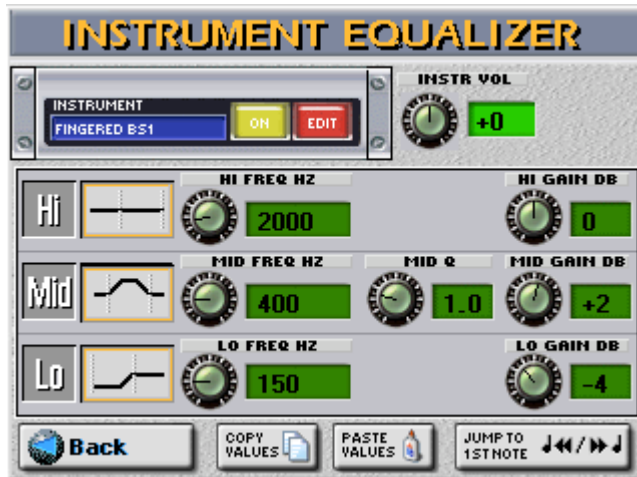
The Ready To Play Style “Evita’s Argentina” is based on an Easy Listening 8 Beat Style and made for playing the Song “Don’t cry for me, Argentina” by Andrew Lloyd Webber.

In this document you will find how to use the RTP Style, and which One Touch Program should be used for which part of the song.

I started by selecting the Internal Easy Beat and went into the Style Make Up Tools for changing some sounds and for adjusting levels to suit the modified sound texture.



Every Sound can be equalized for keeping the Style transparent.



Then I went into the Style Composer and copied the Guitar Of Main 2 into Main 1. After that I deleted the E. Piano on Track 1 in Main 1.



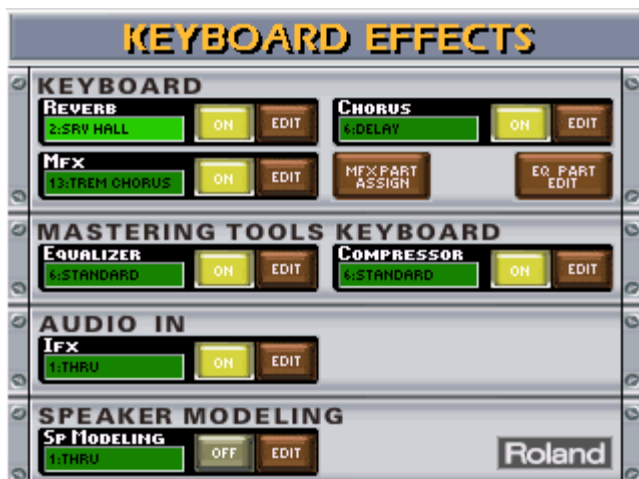
From there I set the focus on the Melody Sounds. (Please refer to Playing Instructions)

Now, the most important parts in creating high quality Registration Data begin:

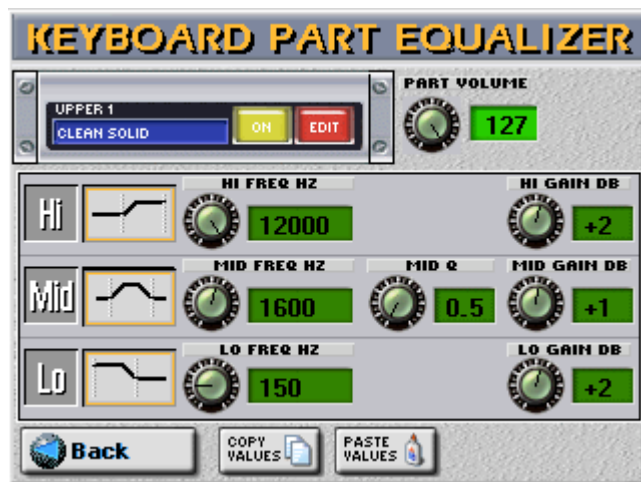
The Mixing.



The selection and adjustment of nice Effects like Reverb, Chorus, Delay, etc ...



For the final adjustment I even used the individual Part Equalizer. This helps keeping the Sound transparent, clear and still warm and gentle.



Playing Instructions:

The MA Program (Music Assistant User Program) “Evita’s Argentina” is featuring the sound texture for playing Intro.

OTP 1 and 2 are featuring the beautiful Piano Sound with a soft Synth Sound layered for giving more space into the Melody. (Available on E-80 and G-70)

OTP 2 with a Synth Sound on Lower 1 and Strings on Upper 2 to Spice up the Melody sound for the 2nd Verse. With OTP 3 you can play the refrain. There you will have Strings and a warm Choir.

OTP 4 is a little more Powerful than OTP 3, featuring the Orchestral Brass Sounds of the Instrument.

You can hear the result by listening to the mp3 Sound Example.

I hope you enjoy playing with my RTP Styles as much as I do.

Yours sincerely
Ralf Schink