

C U later

The Ready To Play Style “C U later” is based on a Rock’n Roll Style and made for playing the Song “See you later Alligator” by Robert Charles Guidry in 1955.

The most famous recording of the song is probably the legendary Bill Haley version. However, many Artists have recorded the song and up to today it is a Ballroom standard for all generations.

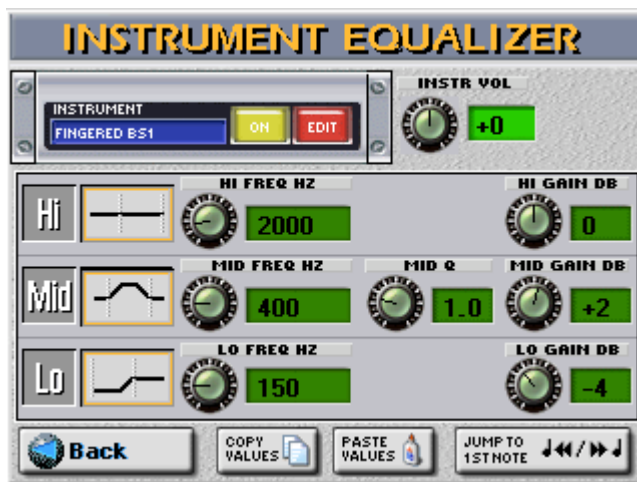
In this document you will find how to use the RTP Style, and which One Touch Program should be used for which part of the song.

I started by selecting the Internal Style “Rock’n Slow”.

Then I went into the Style Make Up Tools for changing some sounds and for adjusting levels to suit the modified sound texture.



Every Sound can be equalized for keeping the Style transparent.



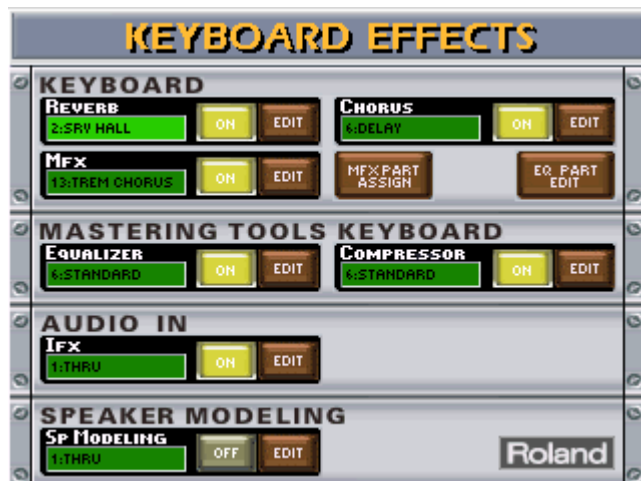
From there I set the focus on the Melody Sounds. (Please refer to Playing Instructions)

Now, the most important parts in creating high quality Registration Data begin:

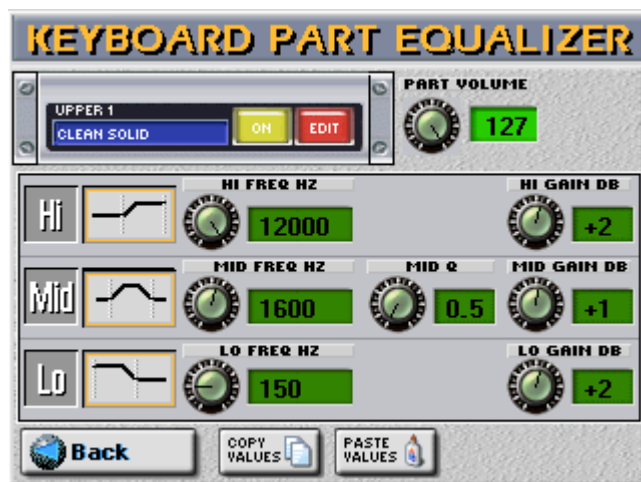
The Mixing.



The selection and adjustment of nice Effects like Reverb, Chorus, Delay, etc ...



For the final adjustment I even used the individual Part Equalizer. This helps keeping the Sound transparent, clear and still warm and gentle.



Playing Instructions:

“C U later” is a typical 50’s RTP. For that reason I am using typical sounds and effects for that period. The MA Program (Music Assistant User Program) “C U later” is featuring a Telecaster Guitar Sound with a typical Guitar Amp Setting.

OTP 1 is using a Mute Guitar Sound and a Saxophone. You can play the Melody in the middle Part of the Keyboard with the Guitar Sound and the Answer on the High Part of the Keyboard using the Saxophone. (Only available on G-70 and E-80, E-50 is featuring the Guitar on Up1 and the Guitar on Up2. You can switch manually if you like)

OTP 2 is featuring a Guitar Sound very typical for the 50s for playing a Guitar Solo.

OTP 3 is using a dynamic Alto Saxophone Sound with the exciting Growl for playing a Saxophone Chorus

OTP 4 is using a Drawbar Organ Sound for playing another Solo.

You can hear the result by listening to the mp3 Sound Example.

I hope you enjoy playing with my RTP Styles as much as I do.

Yours sincerely
Ralf Schink