

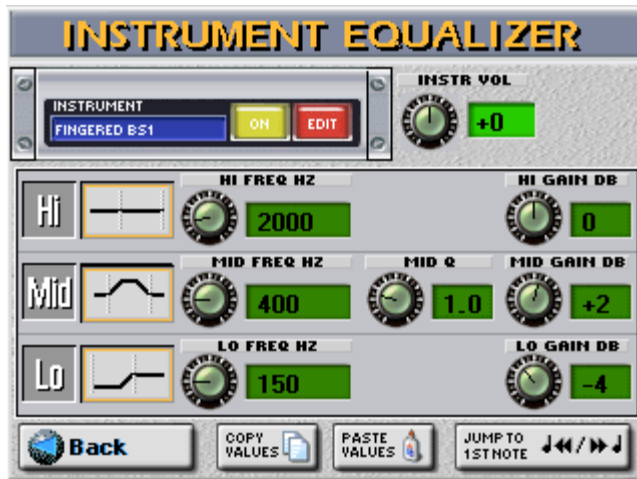
Apache's Shadow

The Ready To Play Style “Apache’s Shadow” is based on an Oldie Style typical for the Music of the 60’s and made for playing the Song “Apache” from the Shadows.

I started by selecting the Internal Style Oldie and went into the Style Make Up Tools for changing some sounds and for adjusting levels to suit the modified sound texture.



Every Sound can be equalized for keeping the Style transparent.



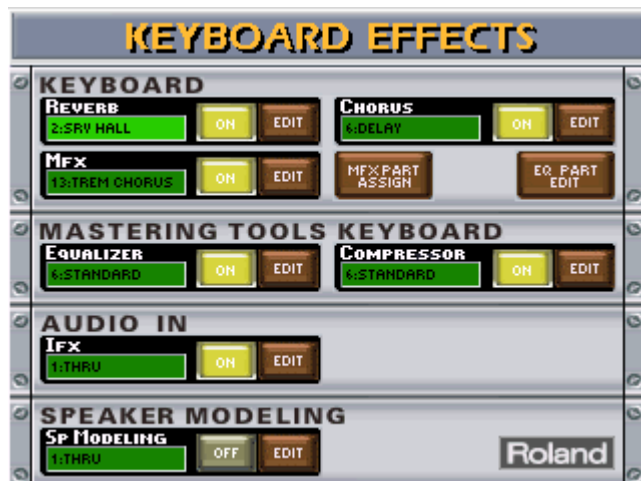
From there I set the focus on the Melody Sounds. (please refer to Playing Instructions)

Now, the most important parts in creating high quality Registration Data begin:

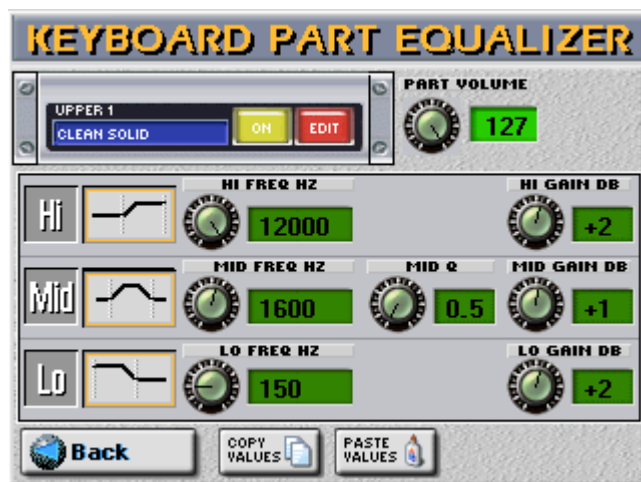
The Mixing.



The selection and adjustment of nice Effects like Reverb, Chorus, Delay, etc ...



For the final adjustment I even used the individual Part Equalizer. This helps keeping the Sound transparent, clear and still warm and gentle.



Playing Instructions:

The MA Program (Music Assistant User Program) “Apache’s Shadow” is featuring the typical Guitar Sounds of the Shadows.

On OTP 1 (One Touch Program) is the Guitar Sound for the Introduction of the Song.

Use OTP 2 to play the 1st part of the Song.

Switch to OTP 3 for playing the 2nd part.

Use OTP 4 for playing the Guitar Solo.

You can hear the result by listening to the mp3 Sound Example.

I hope you enjoy playing with my RTP Styles as much as I do.

Yours sincerely

Ralf Schink