

Amor

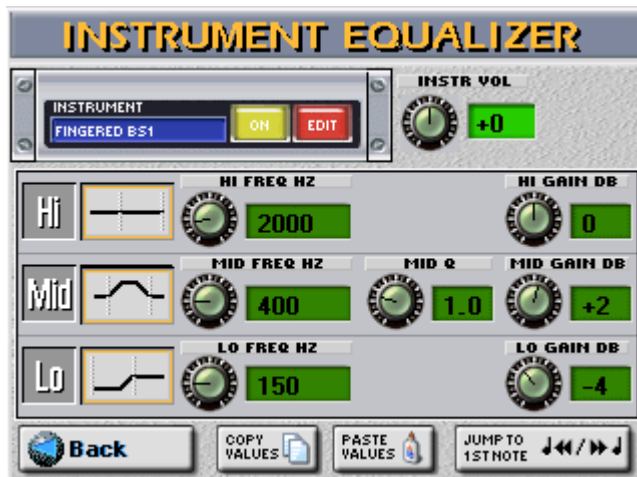
The Ready To Play Style “Amor” is based on an Samba Style typical for Ballroom Music and made for playing the Song “Amor, Amor, Amor” from Gabriel Ruiz.

Various artists, such as Julio Iglesias, Ben E. King and many others, have performed the song and it is a must for Keyboardplayers.

I started by selecting the Internal Style Samba, adjusted the Tempo and went into the Style Make Up Tools for changing some sounds and for adjusting levels to suit the modified sound texture.



Every Sound can be equalized for keeping the Style transparent.



Then I went into the Style Composer for recording the typical Brass Rhythm for this Song.



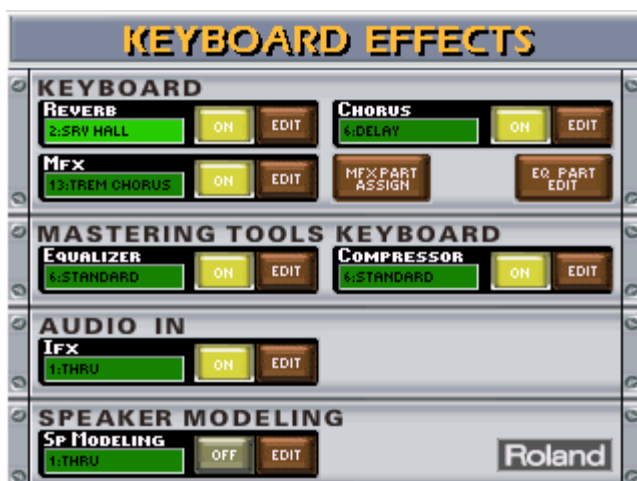
From there I set the focus on the Melody Sounds. (please refer to Playing Instructions)

Now, the most important parts in creating high quality Registration Data begin:

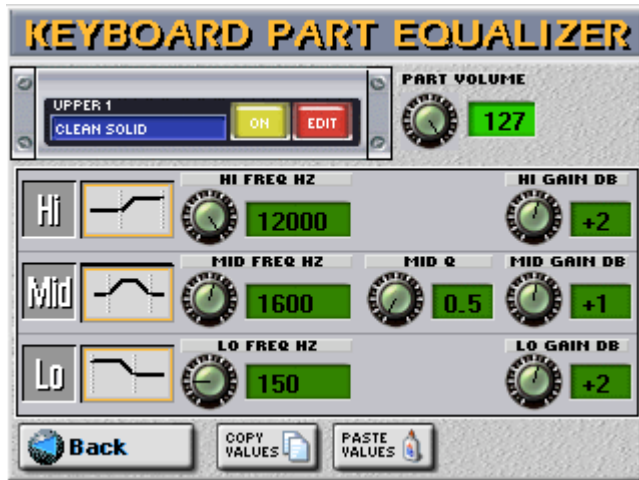
The Mixing.



The selection and adjustment of nice Effects like Reverb, Chorus, Delay, etc ...



For the final adjustment I even used the individual Part Equalizer. This helps keeping the Sound transparent, clear and still warm and gentle.



Playing Instructions:

The MA Program (Music Assistant User Program) “Amor” is using a Brass Sound combined with a Trumpet for playing the introduction.

On OTP 1 (One Touch Program) there is a Flute and some Marimbas.

OTP 2 is adding an Electric Guitar Sound to the Flute.

Switch to OTP 3 for playing the Bridge of the Song, using a Flugel Horn and Scat Voices.

Use OTP 4 for playing with a great Organ Sound spiced up with a D-50 Synth Sound for playing the next Chorus of the Song.

You can hear the result by listening to the mp3 Sound Example.

I hope you enjoy playing with my RTP Styles as much as I do.

Yours sincerely
Ralf Schink